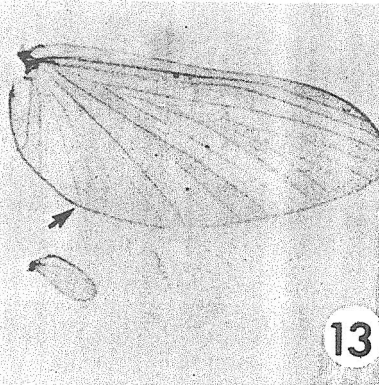


12



13

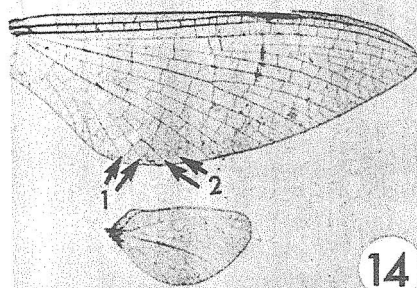
III
↗

CATEGORY III. OUTER HALF OF FRONT WING LACKS FORKS IN VEINS. (SEE ALSO VI)

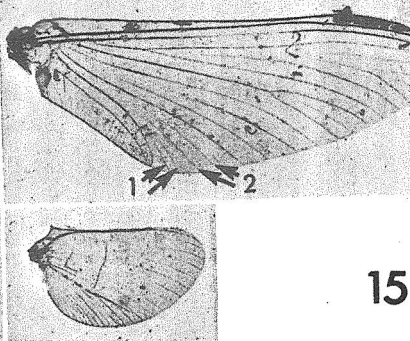
Category III — Front wing lacks forks in veins in outer half.

Baetidae — rear angle of wing rounded (Fig. 13); common in our area.

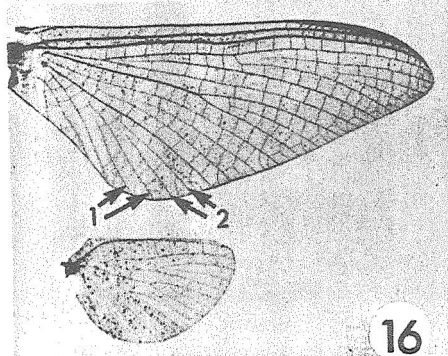
Behningiidae — rear angle of wing not rounded (Fig. 12); not found in our area.



14



15



16

CATEGORY IV.

TWO PAIRS OF LONGITUDINAL VEINS AT HIND ANGLE OF FRONT WING.

IV
↗

Figure 12. *Dolania*; Figure 13. *Baetis*; Figure 14. *Pseudiron*; Figure 15. *Ametropus*; Figure 16. *Epeorus*.

Category IV — Two pairs of longitudinal veins at hind angle of front wing. (Note: *Metretopus* (Ametropodidae) has only one pair of veins in this position).

Heptageniidae — Hind tarsi with 5-segments (Wing, Fig. 16) (except the rare *Pseudiron*, Fig. 14 which has 4 segments).

Ametropodidae — Hind tarsi 4-segmented. Wing Fig. 15.